

Wildlife Walk – 1½ miles

Brockhampton Estate




THE NATIONAL TRUST

Supported by  RIAS

Brockhampton in Hereford is a special place to visit throughout the year with its orchards, meadows and woods that change with the seasons and attract different wildlife. Listen for the deep croak of ravens, woodpeckers tapping trees, and enjoy the bluebells, primroses, wild daffodils and the eye-catching insects associated with the old trees on the estate.

Getting there

Buses: no.418/420 from Worcester or Hereford stops at the estate boundary near Bromyard

Rail: Malvern Link  is the nearest (8 ml), but you can take a train to Hereford  or Worcester  then a bus (see above) to the estate boundary from either city

Road: 2 ml east of Bromyard and between Worcester and Hereford, just off the A44

Map & grid ref: OS Landranger 149: SO682546. Maps of circular walks are available at the estate

Facilities and contact

The Holy Bank car park shown on this map is for disabled visitors only. The main estate car park is at Brockhampton's stableyard, a 10 min walk away from the start of this trail (o The tea-room at the main car park sells home-made lunches and cakes (walk leaflets are also available here) and good picnic spots. Dogs are allowed in the parkland (on leads) and in the woods. Tel: 01885 482077; brockhampton@nationaltrust.org.uk; postcode: WR6 5TB

Points of interest

- **Woodland:** this area of mixed woodland contains many ancient oaks, some of which were planted around the time of Henry VIII. Look out for huge nets used to harvest the acorns in autumn. Flowers, like bluebell and celandine, grow in the shade of large trees.
- **Orchards:** over 1000 animal and plant species live in old orchards such as those found at Brockhampton. In older fruit trees, look out for hole-nesting birds such as woodpecker, red start and little owl. Bees are attracted to the flowers and many other insects inhabit the orchards in this area including the rare mistletoe weevil and noble chafer beetle (bottle green colour with a metallic sheen) which is best seen in the summer in July and August.
- **Birds:** the variety of habitats here means the estate attracts a wide range of birds including raven, buzzard, heron, woodpecker, nuthatch and many common woodland birds.
- **Animals and Insects:** fallow and muntjac deer; butterflies such as the high brown fritillary; grass snakes, frogs and toads. Old trees (particularly oak and fruit trees) have very high numbers of insects associated with them. They also make excellent shelters for bats as they tend to have many crevices and holes for them to squeeze into.
- **Sculptures:** wildlife-inspired masterpieces created by local schools are another highlight on this walk – look out for the Archway, Harold the Horse and the Cartwheel Table designed by Bristol artist Neil Spencer.



Brockhampton has been involved in agriculture since at least the time of the Domesday Book. Jacob sheep (left), Ryeland sheep, red-legged partridge and Hereford cattle can be spotted on the estate

NTPL /Paul Harris



Apple and damson orchards (left) provide food and shelter for wildlife such as bats, woodpeckers and owls. Dead wood provides a habitat for many invertebrates, lichens and fungi including some rare insects such as the noble chafer beetle

NTPL /Joe Cornish



Tiny pipistrelle bats can be seen catching insects in the meadows of the estate at dusk. They are normally the first bats to emerge and are often seen while there's still a little light. They are distinguished by their erratic flight

Fauna and Flora Preservation Society

The woodland and parkland walks at Brockhampton take you through some of the finest stands of trees in the county and they are home to a myriad of wildlife. The flora and fauna adds to the magic of these wonderful walks'

Les Rogers, National Trust Property Manager

Distance and terrain

Holly Walk, is a 1½ ml (2½ km) signposted trail along woodland paths which are surfaced but can be muddy and slippery after rain. There are some protruding roots and a few short, steeper sections. The zigzagged part of this walk (see map) is suitable for many wheelchair users. Other circular walks at Brockhampton include the Heart Walk (1ml) and the Oak Walk (4½ ml).

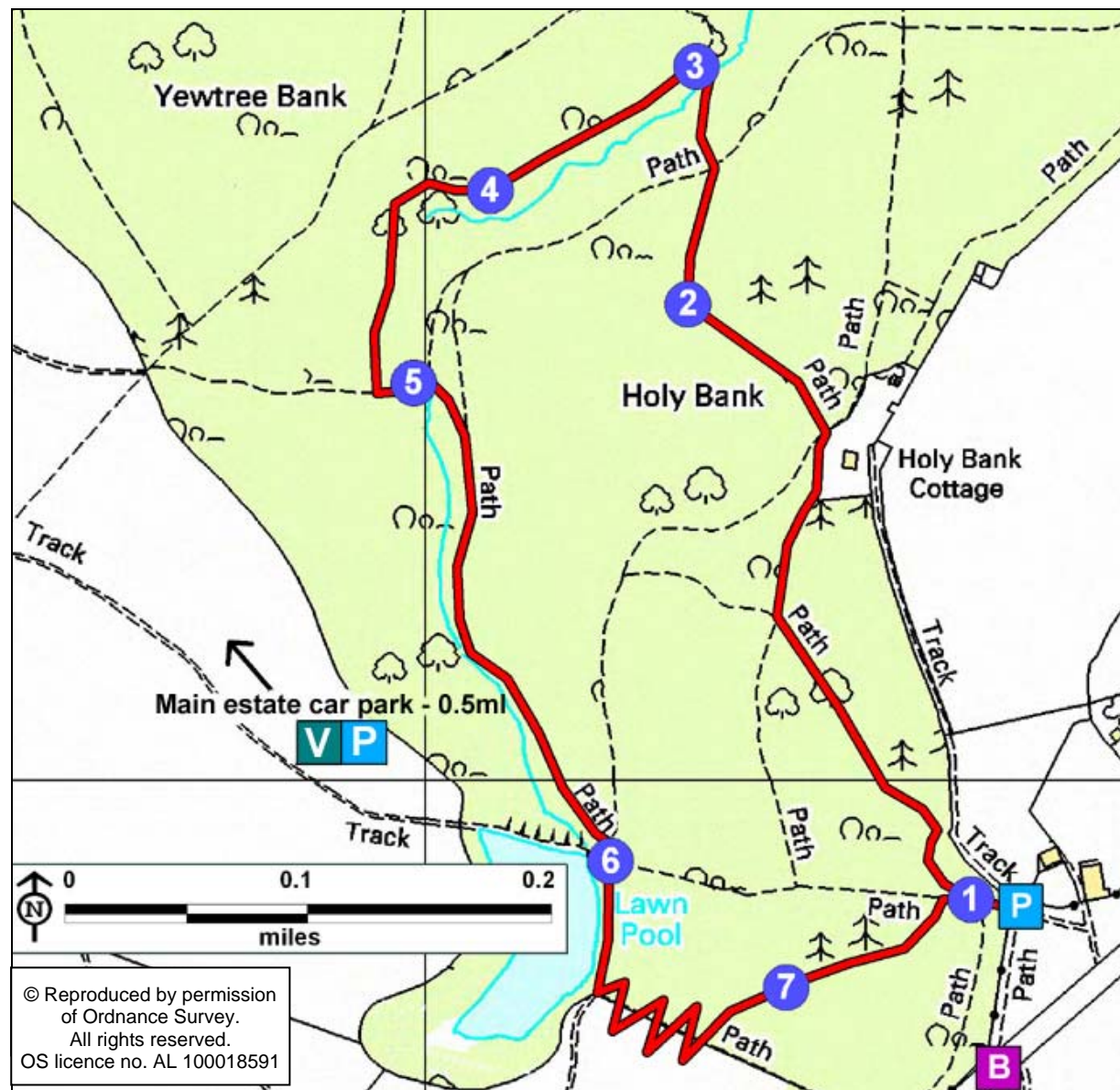
To begin this walk from main estate car park follow the Beech or Oak way-marked paths (yellow and green, respectively). Both lead to the disabled car park, point 1 on this map.

Route and directions

1. From Hollybank car park (marked on map opposite), follow the Red 'Holly Walk' signs.
2. As the path weaves its way through the woods, look for the first sculpture of the walk – an archway. Its carvings of woodland creatures were created with school children. The left-hand path further on has a shorter, surfaced trail called the 'Ash Walk'.
3. This next sculpture was modelled on a local shire horse called Harold, and is made from a huge storm-fallen oak.
4. There are many ancient oak trees here holding up to 300 different species of wildlife.
5. Stone Bridge crosses the stream here, it's a place that links Brockhampton House to the other buildings on the estate.
6. Cross straight over the junction to view Lawn Pool on the right. This landscape feature was created for the Brockhampton House inhabitants to fish and shoot. Coots, moorhens and kingfishers can be seen, along with carp, frogs and toads.
7. After the path that zigzags away from the pool, you come across a picnic table sculpture. The shape reflects the carriage wheels that used to work in the forestry yard.

NT places nearby

Berrington Hall, Croft Castle, Croome Park, The Greyfriars, The Weir



As a charity, independent of government, the National Trust relies on the generosity of its supporters to continue caring for our countryside and wildlife, so that everyone can enjoy the beauty of the outdoors for generations to come

Find out more at www.nationaltrust.org.uk