



National
Trust

Groups Guide 2011

Great days out in
Yorkshire and the North East

2011

Where to go in Yorkshire and the North East

Contents

- YNE5 Beningbrough Hall and Gardens
YNE6 Cherryburn
YNE7 Cragside
YNE8 East Riddlesden Hall
YNE10 Fountains Abbey and Studley Royal Water Garden
YNE12 Gibbside
YNE13 Lindisfarne Castle
YNE14 Nostell Priory and Parkland
YNE15 Nunnington Hall
YNE16 Ormesby Hall
YNE17 Rievaulx Terrace
YNE18 Souter Lighthouse and The Leas
YNE19 Treasurer's House
YNE20 Wallington
YNE21 Washington Old Hall
- YNE22 Allen Banks and Staward Gorge
YNE22 George Stephenson's Birthplace
YNE22 Hardcastle Crags
YNE23 Middlethorpe Hall Hotel, Restaurant & Spa
YNE23 Seaton Delaval Hall

"Just to say how much we enjoyed our visit to Fountains Abbey. The food in the restaurant and carols by candlelight were both very good but the highlight had to be the Abbey tour. Our group were really impressed by the skill and knowledge of our guide, and his ability to transmit his enthusiasm and relate the history of the Abbey to the modern day. Thank you for your help in arranging the visit."

Sue Heyhoe, from 'Beth's Ladies', West Yorkshire, on Fountains Abbey

YNE 2 Please book all group visits, tours and catering direct with our places

This is a dramatic landscape of moorlands and wild country, capped by the borders to the North. Stop and stare out over the brooding North Sea from Lindisfarne Castle or Souter Lighthouse, then head inland and take refuge in beautiful gardens and parklands, surrounding fine homes full of treasures. Yorkshire's first World Heritage Site is the awe-inspiring Fountains Abbey and Studley Royal Water Garden with long echoes into a 12th-century past. Then there's Cragside, the first home completely lit by hydro-electricity, and Washington Old Hall the ancestral home of America's first president.

What's new for 2011?

Beningbrough Hall and Gardens, North Yorkshire

We're increasing our opening times at Beningbrough this year, giving you more opportunity to visit; in some weeks the garden and grounds will be open every day. Come and enjoy our friendly house and garden.

Fountains Abbey and Studley Royal Water Garden, North Yorkshire

Take a journey into Studley Royal Water Garden which will, for the first time in nearly 200 years, have a new addition. See our modern day sculpture until late 2011 on a guided tour of the gardens - see for yourself how the many temples, canals and vistas inspired its creation.

Nostell Priory and Parkland, West Yorkshire


Come for a tour of the North Bedrooms and gain a completely different insight into what it would be like to stay at this grand mansion today. Recently acquired by the National Trust, they are decorated with a much more modern feel in comparison to the grand state bedrooms, but have a story to tell of their own too!

Seaton Delaval Hall, Northumberland

Seaton Delaval Hall, the stunning 18th-century Vanbrugh house, gardens and green space on the doorstep of Newcastle upon Tyne, opened its doors to the public as a National Trust place in May 2010. We're delighted to let you know that it's now open to groups by appointment for tours on Tuesdays, Wednesdays and Thursdays.

Wallington, Northumberland

The newly refurbished café at Wallington is a great place for groups to stop off and enjoy lunch. We use as much seasonal and local produce on the menu as possible including beef and lamb from the Wallington estate itself.



People and places clockwise from top left: view of the rocky crag and beach of Lindisfarne Castle; inside the central bloc at Seaton Delaval; Beningbrough Hall and Gardens; and Souter Lighthouse at Marsden. On the front cover: the magnificent West Range of the Cloisters at Fountains Abbey and Studley Royal Water Garden

Great for lunch

Fountains Abbey and Studley Royal Water Garden, North Yorkshire

The food we serve is very much part of our local heritage such as venison from the estate, Wensleydale cheese handmade in Hawes, Yorkshire Crisps, Yorkshire County Fruit Wines and Taylors of Harrogate Tea. It's seasonal, local and delicious.

Nostell Priory and Parkland, West Yorkshire

Our welcoming Stables tea-rooms offer both delicious hot and cold food and, when the sun comes out, there's often a sizzling weekend barbecue in the garden which is always very popular.

Wallington, Northumberland

Head for the Clocktower Restaurant and try our special Wallington sausages made to our very own original recipe. You can also enjoy freshly-made quiches, scones and cakes along with other delights which you can also buy from our busy farm shop.

Lunch with a view at

Beningbrough Hall and Gardens, West Yorkshire

The appropriately named Walled Garden Restaurant sits just outside the walled garden in the grounds of Beningbrough Hall. You can sample the delights of dishes prepared using our own produce grown only yards away over the wall, from pumpkin in October to fresh asparagus in May and many other varieties of fruit, vegetables and herbs.

Top tours

Hidden Lives and Loves of History

This tour tells the story of people who lived in the cosy family rooms protected by the Hall's thick walls at East Riddlesden Hall, West Yorkshire. You can't fail to be absorbed in these tales of dastardly deeds and torrid passions when heard within this atmospheric house.

White Monks and Wealthy Monasteries

At Fountains Abbey and Studley Royal Water Garden, North Yorkshire, this tour is all about religion, power and money. A gripping tale about the monks who created one of the largest and wealthiest Cistercian monasteries of the Middle Ages.

Historical Highlights and Colourful Collections

Enjoy this tour at Wallington in Northumberland which reveals the Rococo and Pre-Raphaelite interiors and colourful collections of ceramics, paintings and needlework which are a marvellous contrast to the austere Palladian exterior.



People and places clockwise from top left: the courtyard at Cragside; a large *cloisonné* enamel lamp at Cragside, which was connected in 1880 to the hydro-electric generator; and large griffin heads on the lawn at Wallington

How to book


To make a booking please get in touch directly with the place you have in mind. We recommend visits are booked well in advance and confirmed in writing. Also please check cancellation terms with your contact at the time of booking, as charges may otherwise still apply. More information is available at: www.nationaltrust.org.uk/groups

Group discounts apply to groups of 15 or more unless otherwise stated. Prices shown also include this discount where it applies.

Special interest tours, introductory talks/coach welcome

If you're interested, please request these at the time of booking, as they will be subject to availability and additional charges may also apply.

Key to symbols

When you see this **Quick stop**  symbol in the guide it means you and your group can stop for a break, without having to pay an entrance fee

Special interest tours symbol

If you'd like to offer your group something with a particular focus, look out for this symbol

The **garden**  symbol gives you an indication of when you'll see the garden at its very best

Movie moment

Look out for this symbol to see what was filmed at our places

Features

-  Historic house
-  Castle
-  Archaeological site
-  Industrial heritage
-  Garden
-  Park
-  Guided tours
-  Audio guide
-  Refreshments
-  Suitable for picnics
-  Pub
-  Shop
-  Available for functions
-  Events
-  Charge applies (inc. NT members)

Catering facilities and attractions listed in *italics* are not run by the National Trust

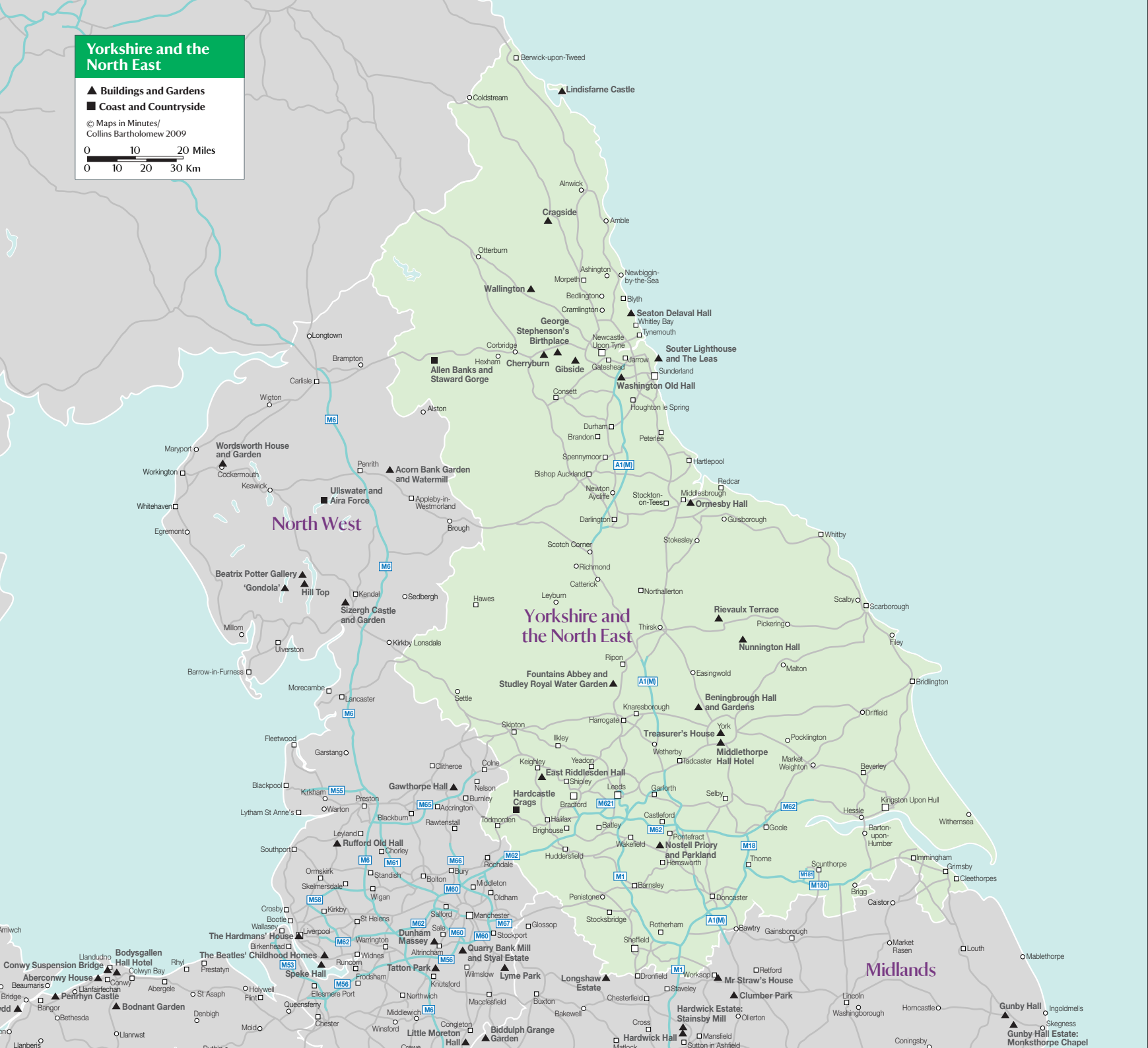
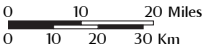
Access for all

-  Braille (guide or menu)
-  Virtual tour
-  Large print (guide or menu)
-  Induction loop
-  Designated parking
-  Drop-off point
-  Transfer available
-  Level access/terrain, paths
-  Ramped access or slopes
-  Steps/uneven terrain
-  Accessible route and/or map available
-  Lifts
-  Catering accessible
-  Shop accessible
-  Powered mobility vehicle
-  Wheelchairs available
- Seating available
- Accessible WC

Yorkshire and the North East

- ▲ Buildings and Gardens
- Coast and Countryside

© Maps in Minutes/
Collins Bartholomew 2009



Beningbrough Hall and Gardens

York, North Yorkshire

This is a family friendly house and garden. The grand 1716 Georgian mansion, is set in a park and gardens. There are more than one hundred 18th-century portraits and seven interpretation galleries in partnership with the National Portrait Gallery. There is also a fully equipped Victorian laundry, with wet and dry rooms, and a working walled garden, which supplies the Walled Garden Restaurant.

Quick stop 

Note: the light levels in the house are controlled to protect the contents. Some Fridays and Saturdays there may be weddings

Contact

Allyson Moorey, Property Co-ordinator
T 01904 472027 F 01904 472020
E allyson.moorey@nationaltrust.org.uk

Location

Beningbrough Hall and Gardens, Beningbrough, York, North Yorkshire YO30 1DD. 8 miles north-west of York, 2 miles west of Shipton, 2 miles south-east of Linton-on-Ouse (A19)

Coaches

Parking for 3 coaches, 20 yards from entrance. Coaches can drop off at entrance prior to parking

Visit

Average length of visit: 3 hours. On-board coach welcome. Introductory talk

Catering

Walled Garden Restaurant (licensed), self-service, 120 covers. Open 11 – 5, hot lunches 12-2:30. Gluten-free and vegetarian lunch options available. Restaurant uses seasonal produce from the walled garden and local suppliers

Attractions nearby

City of York, Fountains Abbey and Studley Royal Water Garden, Nunnington Hall, Rievaulx Terrace, Sutton Park, Treasurer's House



£ Group admission

Summer £7.70 (Thursdays and Fridays during summer £5.80), winter £4.60

Opening times		M	T	W	T	F	S	S
House, galleries, gardens, shop and Walled Garden Restaurant								
1 Mar–6 Apr	11–5:30	M	T	W	.	.	S	S
9 Apr–24 Apr	11–5:30	M	T	W	T	F	S	S
25 Apr–29 May	11–5:30	M	T	W	.	.	S	S
30 May–5 Jun	11–5:30	M	T	W	T	F	S	S
6 Jun–24 Jul	11–5:30	M	T	W	.	.	S	S
25 Jul–4 Sep	11–5:30	M	T	W	T	F	S	S
5 Sep–23 Oct	11–5:30	M	T	W	.	.	S	S
24 Oct–30 Oct	11–5:30	M	T	W	T	F	S	S
Galleries, gardens, shop and Walled Garden Restaurant								
19 Feb–27 Feb	11–3:30	M	T	W	T	F	S	S
5 Nov–18 Dec	11–3:30	S	S

Open 1 January to 18 February Saturday and Sunday (excluding house). House and restaurant closes at 5. 25 July to 4 September house open Saturday to Wednesday only. Whole property open 26 and 27 December



Access for all: 

Georgian Mansion  Stable block 

Grounds 



If you like this, you may also enjoy...
more paintings from the National Portrait Gallery at Gawthorpe Hall in Lancashire (North West)

Cherryburn

Stocksfield, Northumberland

This cottage is the birthplace of Thomas Bewick (1753-1828), Northumberland's greatest artist, wood-engraver and naturalist. The 19th-century farmhouse displays an exhibition on Bewick's life and work. Printing demonstrations take place in the adjoining barn.

Note: groups can also visit 1 November-31 December, 11-3, Monday to Saturday by arrangement

Contact

Stewart Thirkell,
Visitor Services and Collections Manager
T 01661 843276
E cherryburn@nationaltrust.org.uk

Location

Cherryburn, Station Bank, Mickley, Stocksfield, Northumberland NE43 7DD. 11 miles west of Newcastle, 11 miles east of Hexham; ¼ mile north of Mickley Square (leave A695 at Mickley Square on to Riding Terrace leading to Station Bank)

Coaches

Coach and minibus parking, 100 yards from entrance. Maximum 2 (full-size) coaches per day

Visit

Average length of visit: 1 hour 30 minutes

Catering

Tea, coffee, soft drinks and snacks available

Attractions nearby

George Stephenson's Birthplace, Gibside



£ Group admission

£3.50 (groups 20+)

Opening times		M	T	W	T	F	S	S
12 Mar-30 Oct	11-5	M	T	.	T	F	S	S



Access for all:

Building **Grounds**



Special interest tours

★ A Pressing Engagement

Enjoy a pressing engagement at Cherryburn, the birthplace of Northumberland's greatest wood-engraver, Thomas Bewick, some 250 years ago. Take a tour around the sympathetically restored cottage and then the family home, which not only houses a splendid exhibition of his works, but also a press room where you can witness a live demonstration of woodblock and letterpress printing on the 150-year-old presses.

Tour cost	£25 per group (out of hours: £8)
Group size	20 - 60. Large groups will be split
Availability	Monday, Tuesday, Thursday and Friday, 11 - 3 (out of hours: available weekdays, evenings and out of season, call for details)
Duration	1 hour 30 minutes

If you like this, you may also enjoy...

Hardy's Birthplace in Dorset (South West), home of the novelist and poet Thomas Hardy

Cragside

Morpeth, Northumberland

The revolutionary home of Lord Armstrong, Victorian inventor and landscape genius, was a wonder of its age. Built on a rocky crag high above the Debdon Burn, Cragside is crammed with ingenious gadgets and was the first house in the world to be lit by hydro-electricity. Surrounding the house is one of the largest rock gardens in Europe. Beyond this centrepiece is the vast woodland garden of Armstrong's transatlantic conifer collection.

Note: set on a rocky hillside, Cragside is a place of adventure and not without its own perils. The main hazards are vehicles, uneven ground, slippery steps, sheer drops and water. Help us to look after you by wearing sturdy shoes and taking special care walking on the estate. Pedestrians and vehicles share the same route in places, so please be vigilant. Admission to the estate will be suspended when car parks are full. Hop on, hop off courtesy minibus service between main facilities and selected attractions

Contact

Val Miller, Assistant to General Manager
T 01669 620333 ext 5 F 01669 620066
E cragside@nationaltrust.org.uk

Location

Cragside, Rothbury, Morpeth, Northumberland NE65 7PX. 13 miles south-west of Alnwick (B6341) and 15 miles north-west of Morpeth on Wooler road (A697), turn left on to B6341 at Moorhouse Crossroads, entrance 1 mile north of Rothbury

Coaches

Parking for 5 coaches, 350 yards from house, 150 yards from visitor centre. Coaches cannot proceed beyond the coach park due to narrow drive

Visit

Average length of visit: 3 hours

Catering

Stables tea-room (licensed), self-service, 120 covers in visitor centre. Hot meals served 12-2

Attractions nearby

Alnwick Castle / Garden, Belsay, Lindisfarne Castle, Northumberland National Park, Wallington



£ Group admission

£11. Garden and estate only £7.15, in winter £3.60

Opening times		M	T	W	T	F	S	S
House*								
12 Mar–15 Apr	1–5	.	T	W	T	F	S	S
16 Apr–1 May	11–5	.	T	W	T	F	S	S
3 May–27 May	1–5	.	T	W	T	F	S	S
28 May–5 Jun	11–5	.	T	W	T	F	S	S
7 Jun–22 Jul	1–5	.	T	W	T	F	S	S
23 Jul–11 Sep	11–5	.	T	W	T	F	S	S
13 Sep–21 Oct	1–5	.	T	W	T	F	S	S
22 Oct–30 Oct	11–5	.	T	W	T	F	S	S
Gardens, estate, shop and tea-room								
12 Mar–30 Oct	10–7	.	T	W	T	F	S	S
2 Nov–18 Dec	11–4	.	T	W	T	F	S	S

*House open 11 to 5 on Saturdays, Sundays and local school holidays. Also open Bank Holiday Mondays. Open 19 to 27 February (except Mondays) house (ground floor only) 12 to 4; grounds, 11 to 4. Also open 5 to 6 March, grounds and house ground floor only, 12 to 4. On Bank Holiday weekends the property is very crowded. Last admission to house one hour before closing. House may open late or close early if light or temperature levels are too low. Occasionally entry to house from 11 to 1 may be by guided tour only, on a first-come, first-served basis (places limited)



Access for all: P D B WC U L R T A

House Visitor Centre Estate

Special interest tours

★ Arresting architecture

No stone is left unturned on this exciting exploration of East Riddlesden Hall's atmospheric and arresting architecture. Examine the fascinating features of the imposing façade; absorb the atmosphere of the cosy Bothy; admire the artistry of the original agricultural Great Barn, one of the North of England's finest; and take a peek through the typically West Riding, rose windows. A great way to build an interest in history.



Tour cost £5 (out of hours: £10). Min group charges: £50 during normal opening times, £100 out of hours

Group size 10 – 30. Groups of over 30 can be accommodated, as two tours running consecutively, and visitors will have the opportunity to explore freely whilst unaccompanied

Availability Monday to Thursday, 10 – 7, subject to guide availability

Duration 1 hour

Catering Tea and coffee for out of hours tours only

★ Hidden Lives and Loves in History

Every great house has many great stories to tell and this impressive 17th-century manor certainly won't disappoint. Follow one of our guides through the cosy, family rooms adorned with exquisite embroideries and fine oak furniture and hear stories of dastardly deeds and torrid passions from its fascinating past.



Tour cost £5 (out of hours: £10). Min group charges: £50 during normal opening times, £100 out of hours

Group size 10 – 30. Groups of over 30 can be accommodated, as two tours running consecutively, and visitors will have the opportunity to explore freely whilst unaccompanied

Availability Monday to Wednesday, 12 – 5, all tours subject to guide availability (out of hours: Monday to Wednesday, 5 – 8; Thursday, 10 – 8, also subject to guide availability)

Duration 1 hour

Catering Tea and coffee for out of hours tours only

★ Objects of Desire

For those with an appreciation of the finer things in life, East Riddlesden Hall promises to reveal a whole host of wonderful treasures and object d'art. Marvel at the beauty of collections of embroidery, wood, pewter and oak as you learn about how they were acquired, how they were utilised and how they have influenced our use of language over the years. Specific group interests can also be incorporated.

Tour cost £5 (out of hours: £10). Min group charges: £50 during normal opening times, £100 out of hours

Group size 10 – 30

Availability Monday to Wednesday, 10 – 5 (out of hours: Monday to Wednesday, 5 – 8; Thursday, 10 – 8)

Duration 1 hour

Catering Tea and coffee for out of hours tours only

★ The Herb Garden

Bring sight, smell, touch and taste to life on a tour around the herb garden and kitchen. Take a sensory stroll around the garden, in the company of a knowledgeable guide, learning about the different types of herb grown on the premises before heading into the kitchen for a fascinating presentation about the historic culinary objects and their uses. The tour finishes with a delicious bowl of homemade soup in the Bothy, made with fresh herbs from the garden.

Tour cost £8 (out of hours: £12). Min group charges: £100 during normal opening times, £150 out of hours

Group size 15 – 40

Availability Monday to Wednesday, 10 – 5 (out of hours: Monday to Wednesday, 5 – 8; Thursday, 10 – 5)

Duration 2 hours

Catering Bowl of homemade soup and crusty cob

Fountains Abbey and Studley Royal Water Garden

Ripon, North Yorkshire

Groups of visitors have enjoyed the delights of Fountains Abbey and Studley Royal since the 18th century. Set in the beautiful Skell Valley the dramatic, atmospheric abbey ruins are balanced by the breathtakingly beautiful Georgian water garden with its Neo-classical temples, statues and follies. A World Heritage Site, it truly is a remarkable place encompassing nearly 900 years of history. With so many different periods of history to discover, there's something for everyone to enjoy.

Garden best all year 

Note: National Trust works in partnership with English Heritage to care for this site. English Heritage maintains Fountains Abbey (owned by the National Trust) and owns *St Mary's Church* (managed by the National Trust)

Contact

Group Visits Organiser
T 01765 643197 F 01765 601002
E fountainsabbey@nationaltrust.org.uk

Location

Fountains Abbey and Studley Royal Water Garden, Fountains, Ripon, North Yorkshire HG4 3DY. 4 miles west of Ripon off B6265 to Pateley Bridge, signposted from A1, 12 miles north of Harrogate (A61)

Coaches

Coach parking, 100 yards from entrance, with drop-off point. Coach parking at the visitor centre only

Visit

Average length of visit: 2 hours.
On-board coach welcome. Guided tour^f

Catering

Fountains Restaurant (licensed), self-service, 200 covers at visitor centre. Licensed tea-room, 60 covers at entrance to water garden. Set menu, out of hours catering available. Groups can reserve tables. Meals can be ordered for groups of 20+. We regret we are unable to accept reservations for weekends and Bank Holidays



Attractions nearby

Beningbrough Hall and Gardens, East Riddlesden Hall, *Lightwater Valley*, *Newby Hall*, Nostell Priory and Parkland, *RHS Harlow Carr Gardens*, *Ripon Cathedral*

£ Group admission

£7.70 (groups 16-30), £7.45 (groups 31+)

Opening times		M	T	W	T	F	S	S
1 Jan–31 Jan	10–4	M	T	W	T	.	S	S
1 Feb–31 Mar	10–4	M	T	W	T	F	S	S
1 Apr–30 Sep	10–5	M	T	W	T	F	S	S
1 Oct–31 Oct	10–4	M	T	W	T	F	S	S
1 Nov–31 Dec	10–4	M	T	W	T	.	S	S

St Mary's Church

1 Apr–30 Sep	12–4	M	T	W	T	F	S	S
--------------	------	---	---	---	---	---	---	---

Deer park

Open all year	7–9	M	T	W	T	F	S	S
---------------	-----	---	---	---	---	---	---	---

Estate closes at dusk if earlier. Whole estate closed 24 and 25 December. Studley Royal shop opening times vary



Access for all: 

Building  Grounds 



Movie moments

The History Boys (2006)
The Secret Garden (1993)

Special interest tours

★ A Georgian Water Garden

Enjoy a guided tour around Studley Royal Water Garden, a breathtakingly beautiful example of one of England's finest surviving Georgian gardens. Our knowledgeable expert will give an informative talk about the history of this stunning landscape, whilst showing you captivating canals and cascades, Neo-classical statues, follies, temples and some spectacular surprise views.

Tour cost	£1.50
Group size	15 – 60
Availability	During normal opening times
Duration	2 hours

★ A Grand Tour of Studley Royal Water Garden

Visit one of only a handful of surviving Georgian green gardens and unearth the scandalous secrets and turbulent history behind its creators, the intriguing Aislabie family. You will leave modern day stresses behind as the beautiful landscape and fantastic follies transport you to another era. This tour also takes in the magnificent medieval deer-park allowing time to observe the three species of deer on the estate.

Tour cost	£1.50
Group size	15 – 60
Availability	During normal opening times
Duration	3 hours

★ Abbey and Garden Tour

Fountains Abbey and Studley Royal have been capturing the imagination of groups of visitors since the 18th century and is more popular now than ever. Lose yourself in tales of medieval monks and visionary Georgians, before finding yourself wandering in some of the most spectacular and tranquil landscape in Britain. A truly unforgettable day out.

Tour cost	£1.50
Group size	15 – 60
Availability	During normal opening times
Duration	2 hours 30 minutes

★ St Mary's Church Tour

On this enjoyable, exclusive guided tour for groups you'll have the opportunity to explore the Victorian High Gothic Anglican Church of St Mary the Virgin; the secret gem of the Fountains Abbey and Studley Royal estate. Designed by the celebrated architect, William Burges, this beautiful church with its incredible stained glass, gives a majestic focus to the magnificent medieval deer-park.

Tour cost	£1.50
Group size	15 – 40
Availability	Call for details
Duration	1 hour 30 minutes

★ Whatever Takes Your Fancy

Fountains Abbey and Studley Royal Water Garden provide a wealth of historic and natural history tours aimed at satisfying the diverse interests of visiting groups from all over the country. Special interest guided tours cover subjects such as medieval history, architecture, monasteries, wildlife, wild flowers and veteran trees. Ask our group visits organiser for tours to match your group's interests.

Tour cost	£1.50
Group size	15 – 75
Availability	Call for details
Duration	1 hour 30 minutes


★ White Monks and Wealthy Monasteries

Religion, Power, Money. All the ingredients for a gripping tale set in one of Britain's most beautiful landscapes. Join us on an exciting tour around the spectacular ruins of Fountains Abbey as we reveal the fascinating facts about the 'white' monks who lived here and created one of the largest and wealthiest Cistercian monasteries of the Middle Ages.

Tour cost	£1.50
Group size	15 – 60
Availability	During normal opening times
Duration	1 hour 30 minutes

If you like this, you may also enjoy...

the World Heritage Site of Giant's Causeway in Co. Antrim (Northern Ireland)



Gibside

Gateshead, Tyne & Wear

Among the North's finest landscape parks, Gibside is an 18th-century 'forest' garden, created by one of the richest men in Georgian England, coal baron George Bowes, ancestor of the Queen Mother. It is now a haven for wildlife like the red kites and red squirrels. Explore miles of woodland and riverside walks with stunning views across the Derwent Valley and discover the Palladian Chapel, the Column of Liberty and ruins of Gibside Hall.

Contact

T 01207 541820 F 01207 542741
E gibside@nationaltrust.org.uk

Location

Gibside, near Rowlands Gill, Burnopfield, Gateshead, Tyne & Wear NE16 6BG. 6 miles south-west of Gateshead, 20 miles north-west of Durham; entrance on B6314 between Burnopfield and Rowlands Gill; from A1 take exit north of Metrocentre and follow brown signs

Coaches

Coach parking for 3 coaches, 65 yards from visitor reception

Visit

Average length of visit: 2 hours 30 minutes.
On-board coach welcome. Introductory talk.
Guided tour[£]. Out of hours tours[£]

Catering

The Potting Shed Café, self-service, 50 covers, serving homemade soups, cakes and sandwiches. Produce from our walled garden when in season.
New Bowes Room, 55 covers, dedicated group catering in a private room, with set menus ordered in advance

Attractions nearby

Beamish Museum, Cherryburn, *Derwent Walk Country Park*, *Gateshead Quays*, George Stephenson's Birthplace, *MetroCentre*, Souter Lighthouse and The Leas, Wallington, Washington Old Hall



£ Group admission

£5.20

Opening times		M	T	W	T	F	S	S
Landscape garden, walks and stables								
1 Jan–28 Feb	10–4	M	T	W	T	F	S	S
1 Mar–31 Oct	10–6	M	T	W	T	F	S	S
1 Nov–31 Dec	10–4	M	T	W	T	F	S	S
Chapel								
2 Jan–27 Feb	10–3.30	S	S
1 Mar–31 Oct	10–5	M	T	W	T	F	S	S
5 Nov–31 Dec	10–3.30	S	S
Café, gift shop and farm shop								
2 Jan–28 Feb	10–4	M	T	W	T	F	S	S
1 Mar–31 Oct	10–5	M	T	W	T	F	S	S
1 Nov–31 Dec	10–4	M	T	W	T	F	S	S

Estate closed 24 and 25 December. Gibside Larder and gift shop open 11 Monday to Friday



Access for all:

Chapel Landscape Garden

Special interest tours

★ 18th Century Intrigue and Strife

Discover the rise and fall of Gibside's families, including the dramatic true story of Mary Eleanor Bowes, one of the 18th-century's richest heiresses, whose torturous marriage to con man 'Stoney' Bowes was a cause celebre of the Georgian era, and recent subject of a bestselling biography, *Wedlock*.

Tour cost £2 (min charge £40)

Group size 5 – 55

Availability Daily

Duration 2 hours

★ Gruesome Gibside

Loose yourself in the grisly side of Gibside's past with an atmospheric, if light-hearted tour of the true stories and legends that hide among our woodlands. From tales of ghosts, witches and grave robbers, to losing your head, dreadful diseases and horrendous jobs; a hideous treat for adults and families alike.

Tour cost £2 (min charge £40)

Group size 5 – 55

Availability On request

Duration 1 hours

★ Tailored Tours

Whether it is the restoration of this lost 18th-century 'forest' garden or our abundant wildlife, Gibside offers a wealth of stories. Let us know your group's interests and we may be able to tailor a tour to suit you.

If you like this, you may also enjoy...

the beauty of Stowe Landscape Gardens in Buckinghamshire (London and South East)

Lindisfarne Castle

Berwick-upon-Tweed, Northumberland

Perched atop a rocky island crag and accessible by a tidal causeway, the castle was originally a Tudor fort built to protect Holy Island harbour. Sir Edwin Lutyens converted it into a private house and holiday home in 1903 for his friend Edward Hudson. The small rooms are full of intimate decoration and design, with views of the walled garden planned by Gertrude Jekyll in 1911. Limekilns on the headland show evidence of past industry.

Note: Holy Island can only be reached by vehicle or on foot via a 3 mile causeway, which is closed from 2 hours before high tide until 3 hours after. Tide tables are printed in local newspapers, on the Northumberland County Council website, on www.lindisfarne.org.uk and displayed at the causeway. To avoid disappointment check safe crossing times before making a long/special journey. No large bags, pushchairs or rucksacks inside castle please. Emergency toilet only; otherwise nearest toilet in village 1 mile from castle. 3 groups per day. Occasional out of hours tour groups by special arrangement. Property is 1,500 yards away from coach park so, during normal opening times, groups tend to arrive at intervals and go through the castle individually. Property on a very steep slope, with steps, trip and slip hazards and low doorways. Guided tours not possible during normal opening hours as property is too small. The castle has narrow passages and stairways which can get congested on busy days

Contact

Nick Lewis, House Steward
T 01289 389244 F 01289 389909
E lindisfarne@nationaltrust.org.uk

Location

Lindisfarne Castle, Holy Island, Berwick-upon-Tweed, Northumberland TD15 2SH. On Holy Island, 5 miles east of A1 across a tidal causeway

Coaches

No coach parking on site. Nearest parking: 1 mile from castle in council coach park in village of Holy Island. A privately-operated island minibus runs from the coach park every 20 minutes. Drop-off point, 200 yards from castle entrance

Visit

Average length of visit: 45 minutes.
Introductory talk. Out of hours tours[£]

Attractions nearby

Alnwick Castle/Garden, Bamburgh Castle, Chillingham Castle, Farne Islands, Ford and Etal, Paxton House

www.nationaltrust.org.uk/groups



£ Group admission

Normal admission prices apply. Group visits outside normal opening hours, by special arrangement (20+) £10, members £7

Opening times	M	T	W	T	F	S	S
either 12 Mar–30 Oct 10–3	.	T	W	T	F	S	S
or 12 Mar–30 Oct 12–5	.	T	W	T	F	S	S
Garden							
Open all year Dawn–dusk	.	T	W	T	F	S	S

Open Bank Holiday Mondays (including Scottish Bank Holidays) and 7 days a week during August. National Trust flag flies only when the castle is open. Castle winter opening: two weekends a month from 10 to 3, depending on tidal access. For tide tables and detailed opening times send sae to Lindisfarne Castle stating which month you wish to visit or visit www.lindisfarne.org.uk



Access for all:

Castle Shop Grounds



If you like this, you may also enjoy...

the iconic rocky island of St Michael's Mount in Cornwall (South West)

Please book all group visits, tours and catering direct with our places

YNE 13

Nostell Priory and Parkland

near Wakefield, West Yorkshire

Nostell houses England's best documented collection of Chippendale furniture, designed specially for the house by the great cabinetmaker. Other treasures include a longcase clock by John 'Longitude' Harrison and a remarkable 18th-century doll's house. The house is also home to one of the finest libraries in the National Trust's care. The grounds contain a stunning collection of rhododendrons and azaleas, rose garden, lakeside walks and over 300 acres of parkland to explore.

Garden best in May–October 

Note: coaches will be met by a member of staff in the car park, to organise ticketing and explain where everything is. Please keep your group on the coach until this process has been completed

Contact

Janet Bradley, Visitor Services Manager
T 01924 863892 F 01924 866846
E nostellpriory@nationaltrust.org.uk
A Nostell Priory and Parkland, Doncaster Road,
Wakefield, West Yorkshire WF4 1QE

Location

Nostell Priory and Parkland, Doncaster Road,
Nostell, near Wakefield, West Yorkshire WF4 1QE.
On A638 5 miles south-east of Wakefield
towards Doncaster

Coaches

Parking for 5 coaches, 900 yards from entrance.
Drop-off point, 25 yards from entrance. Coaches
must book. Electric buggy runs between car park
and visitor reception when required

Visit

Average length of visit: 5 hours. On-board coach
welcome. Introductory talk. Out of hours tours[£]

Catering

Self-service restaurant serving lunches and
refreshments. Simple food outlet serves snacks,
drinks and sandwiches. Booking is essential for
groups planning to use the restaurant

Attractions nearby

Bretton Sculpture Park, Clumber Park, Hardcastle
Crags, Hardwick Hall, Hepworth Gallery, Kedgeston
Hall, National Coal Mining Museum

YNE 14

Please book all group visits, tours and catering direct with our places



£ Group admission

£6.50. Reduced rate also available for garden only

Opening times		M	T	W	T	F	S	S
Parkland								
2 Jan–31 Dec	9–7	M	T	W	T	F	S	S
House*								
26 Feb–30 Oct	1–5	.	.	W	T	F	S	S
3 Dec–4 Dec	1–4	S	S
7 Dec–11 Dec	1–4	.	.	W	T	F	S	S
7 Dec–8 Dec	5–8	.	.	W	T	.	.	.
Shop and tea-room								
26 Feb–30 Oct	10–5:30	M	T	W	T	F	S	S
31 Oct–31 Dec	10–4	M	T	W	T	F	S	S
Gardens**								
26 Feb–30 Oct	11–5:30	.	.	W	T	F	S	S
5 Nov–31 Dec	11–4	S	S

*House open 11 to 1 for guided tours at 11:15, 11:45, 12:15, normal opening 1 to 5. **Gardens, open Monday to Sunday 11 to 4:30 during Wakefield school holidays. Open Bank Holiday Mondays: house, 11 to 5, gardens, shop and tea-room, 11 to 5:30. Parkland closes dusk if earlier. Rose garden may be closed on occasion for private functions. Last entry to house 30 minutes before closing time. Property closed on Christmas Day



Access for all: 

House       

Grounds     



If you like this, you may also enjoy...

one of the greatest collections of French furniture at Waddesdon Manor in Buckinghamshire (London and South East)

www.nationaltrust.org.uk/groups

Nunnington Hall

near York, North Yorkshire

The sheltered walled garden, with spring flowering organic meadows, orchards and flamboyant peacocks complement this beautiful Yorkshire house nestling alongside the River Rye. Enjoy and absorb the atmosphere of this former family home. Explore period rooms while hearing the hall's many tales and then discover one of the world's finest collections of miniature rooms in the old attic. The hall also holds a series of important art and photography exhibitions during the year.

Quick stop 

Garden best in April–October 

Contact

Assistant to Property Operations Manager
T 01439 748283 F 01439 748284
E nunningtonhall@nationaltrust.org.uk

Location

Nunnington Hall, Nunnington, near York, North Yorkshire YO62 5UY. In Ryedale, 4½ miles south-east of Helmsley (A170) Helmsley to Pickering road; 1½ miles north of B1257 Malton to Helmsley road; 21 miles north of York, B1363. Nunnington Hall is 7½ miles south-east of the National Trust Rievaulx Terrace and Temples

Coaches

Parking for 2 coaches, 50 yards from entrance

Visit

Average length of visit: 2 hours 30 minutes

Catering

Tea-room, waitress service, within historic building. Special diets catered for

Attractions nearby

Beningbrough Hall and Gardens, *Castle Howard*, *Duncombe Park*, Ormesby Hall, *Rievaulx Abbey*, Rievaulx Terrace, Treasurer's House

£ Group admission

£5.60

Opening times	M	T	W	T	F	S	S	
19 Feb–30 Oct	11–5	.	T	W	T	F	S	S
5 Nov–18 Dec	11–4	S	S	

Open Bank Holiday Mondays. Last admission half an hour before closing



Access for all:      

Building       Grounds  



Ormesby Hall

near Middlesbrough, Redcar & Cleveland

Ormesby Hall was the intimate family home of the Pennymans for nearly 400 years. It has fine plasterwork and carved wood decoration. The Victorian laundry and kitchen with scullery and game larder are especially atmospheric, and the beautiful stable block (let to the Cleveland Mounted Police) can be seen from the hall. Ormesby has the only National Trust model railway, layouts on permanent display. Enjoy a breath of fresh air in the attractive gardens.

Garden best in April–September 

Note: group visits outside of normal opening hours by arrangement only. Sat Nav for main entrance Church Lane is TS3 0SR for cars, TS7 9AS for coaches

Contact

Philip Burton, Visitor Services Administrator
T 01642 324188 F 01642 300937
E philip.burton@nationaltrust.org.uk

Location

Ormesby Hall, Church Lane, Ormesby, near Middlesbrough, Redcar & Cleveland TS7 9AS. 3 miles south-east of Middlesbrough, west of A171. From A19 take A174 to A172. Follow signs for Ormesby Hall. Car entrance on Ladgate Lane (B1380)

Coaches

Parking for 2 coaches, 70 yards from entrance. Drop-off point 50 yards from entrance. Coach entrance on Church Lane

Visit

Average length of visit: 2 hours. On-board coach welcome. Introductory talk. Out of hours tours[£]

Catering

Tea-room serving homemade scones and cakes, assisted service, 34 covers. Groups can reserve tables. Out of hours receptions available

Attractions nearby

Captain Cook Museum, Cleveland Ironstone Mining Museum, Dorman Museum, Kirkleatham Hall, Nunnington Hall, Rievaulx Terrace, Souter Lighthouse and The Leas, Stokesley Market Town, Washington Old Hall



£ Group admission

£4.50

Opening times	M	T	W	T	F	S	S
12 Mar–30 Oct	1:30–5	S	S

Open Bank Holiday Mondays and Good Friday. Closed 2 & 3 July for concert event



Access for all:

Building

Special interest tours

★ An Ormesby Evening **New**

A chance to enjoy the intimate Entrance Hall and gardens with wine and cheese, and an introduction to Ormesby, the Pennyman family, and our current and future work.

Tour cost	£25
Group size	10 – 25
Availability	Weekday evenings, 6:30 – 8:30
Duration	2 hours
Catering	Catering includes soft drink or wine, and cheese

If you like this, you may also enjoy...

the birthplace of the world famous railway engineer; George Stevenson's Birthplace, Northumberland

Rievaulx Terrace

North Yorkshire

Discover one of Ryedale's true gems – the 18th-century landscape of Rievaulx Terrace. Stroll through woods then out onto the grass terrace that offers stunning views down over the Cistercian ruin of Rievaulx Abbey. In spring the bank is awash with wild flowers; in summer the lawns lend themselves to picnicking; and in autumn the beechwoods paint the landscape with autumn hues.

Garden best in April–October 

Note: no access to Rievaulx Abbey from Terrace. All groups administered from nearby Nunnington Hall

Contact

Assistant to Property Operations Manager
T 01439 748283 F 01439 748284
E nunningtonhall@nationaltrust.org.uk
A c/o Nunnington Hall, Nunnington, York,
North Yorkshire YO62 5UY

Location

Rievaulx Terrace, Rievaulx, Helmsley,
North Yorkshire YO62 5LJ.
2½ miles north-west of Helmsley on B1257

Coaches

Coach parking, 200 yards from entrance

Visit

Average length of visit: 1 hour 15 minutes

Catering

Ice-cream, tea and coffee machine, cold drinks.
Nearby tea-rooms at Nunnington Hall

Attractions nearby

Beningbrough Hall and Gardens, *Castle Howard*,
Duncombe Park, Nunnington Hall, Ormesby Hall,
Rievaulx Abbey, Treasurer's House

£ Group admission

£4.40

Opening times		M	T	W	T	F	S	S
19 Feb–30 Oct	11–5	M	T	W	T	F	S	S

Open Bank Holidays



Access for all:

Visitor Centre Temples Grounds



If you like this, you may also enjoy...

the Temple of the Winds at Mount Stewart in
Co. Down (Northern Ireland)

Souter Lighthouse and The Leas

Sunderland, Tyne & Wear

This iconic lighthouse is fronted by an inspirational coastline of rocks and stacks. Souter lighthouse opened in 1871 and was the first to use alternating electric current. The Engine Room, light tower and keeper's living quarters are all on view, and a ground-floor closed-circuit TV shows views from the top for those unable to climb. The Compass Room contains hands-on exhibits for all visitors.

Garden best in June–September 

Contact

Barbara Matheson, House Manager
T 01915 293161 F 01915 290902
E souter@nationaltrust.org.uk

Location

Souter Lighthouse and The Leas, Coast Road, Whitburn, Sunderland, Tyne & Wear SR6 7NH. 2½ miles south of South Shields and 5 miles north of Sunderland on A183 Coast Road

Coaches

Parking in main car park to south of lighthouse, 100 yards from entrance

Visit

Average length of visit: 2 hours. Guided tour only. On-board coach welcome. Introductory talk. Guided tour[£]. Out of hours tours[£]

Catering

Tea-room, waitress service, 36 covers. Homemade food using seasonal vegetables and fruit grown in lighthouse grounds. Special dietary requirements catered for. The Galley, assisted service catering in relaxed informal surroundings. Paint Store Pantry in Foghorn Field, within lighthouse grounds, assisted service, open weekends throughout season and other days, weather permitting

Attractions nearby

Arbeia Roman Fort, Bede's World, Gibside, National Glass Centre, Ormesby Hall, South Shields Museum, Washington Old Hall, Washington Wildfowl and Wetlands Trust



£ Group admission

£4.50 (groups 10+)

Opening times	M	T	W	T	F	S	S
12 Mar–30 Oct	11–5	M	T	W	T	S	S
1 Jul–26 Aug	11–4	M	T	W	T	F	S

Open Good Friday. Please telephone for details of winter opening arrangements



Access for all: 

Building  Grounds 

If you like this, you may also enjoy...

spectacular views of the French coast from The White Cliffs of Dover in Kent (London and South East)

Treasurer's House

York, North Yorkshire

An elegant town house and garden with a 2,000-year history. Named after the Treasurer of York Minster and built over a Roman road, this house is not all that it seems. Discover why this, the first house ever to be given to the National Trust complete with a significant collection, is a rich mixture of period settings with features from different historical periods, all created by one man between 1897 and 1930.

Contact

Estate Office
T 01904 624247
E treasurershouse@nationaltrust.org.uk

Location

Treasurer's House, Minster Yard,
York, North Yorkshire YO1 7JL

Coaches

No coach parking. Nearest coach parking at Clarence Street, York, public car park (for coaches), 10 minutes walk. Drop-off point 5 minutes walk

Visit

Average length of visit: 1 hour

Catering

Licensed tea-room, table service, 60 covers. All food freshly prepared and baked on premises including traditional Yorkshire recipes. Special dietary requirements catered for. Set menu, private room, out of hours catering. Menus available for special events including Edwardian, Butlers, Housekeepers or Gardeners Teas. Christmas lunches

Attractions nearby

Beningbrough Hall and Gardens, *Fairfax House*, *Jorvik Viking Centre*, *Merchant Adventurer's Hall*, *National Railway Museum*, Nunnington Hall, *York Minster*



£ Group admission

£5.40. Charges apply to members for cellar and attic tours

Opening times	M	T	W	T	F	S	S
28 Feb–31 Oct	11–4:30	M	T	W	T	.	S S
1 Nov–30 Nov	11–3	M	T	W	T	.	S S
Tea-room only							
19 Feb–28 Feb	11–3:30	M	T	W	T	.	S S
1 Dec–19 Dec	11–3	M	T	W	T	.	S S

1 March to 31 October: free-flow. November: entry by Ghostly Myths or Fascinating Frank guided tour to selected rooms. Herb garden openings limited, check before visiting



Access for all:

Building **Grounds**

Special interest tours

★ Fascinating Frank

Discover more about this remarkable Edwardian and wealthy local industrialist Frank Green, who lived here until 1930. See parts of the collection normally hidden away, hear fascinating tales about his travels and gain an insight into the character and personality who restored this magnificent house and added to the collection you see today.

Tour cost	£4 (out of hours: min £53 per group)
Group size	Please call for information
Availability	1 to 30 November, daily 11-2 except Friday, max 15 (out of hours: by arrangement)
Duration	45 minutes

★ Ghostly Myths

Join us upstairs for murder, mystery and terrible tales in this beautifully decorated period house, with superb rooms designed by Frank Green. The ghostly history of Treasurer's House is brought to life with stories of dastardly deeds, strange cigar smoke and vanishing cats! Come and find out why we never move the furniture and hear the historical facts behind the stories. Ghost Cellar Tours (30 minutes) also available, further details on request.

Tour cost	£4 (out of hours: on request)
Group size	Max 15 per tour (staggered/split tour options for larger groups. Out of hours: max 30)
Availability	2 to 30 November: daily (except Friday) between 11 and 2 (out of hours: by arrangement)
Duration	45 minutes

★ Roman Ghost Cellar Tour

In 1953, 17-year-old Harry Martindale, saw ghostly Roman soldiers marching on the Roman Road that runs through the cellar of Treasurer's House; he wasn't the only one to experience the inexplicable. Join our professional guide who will tell you all about Harry's story and the history behind it.

Tour cost	£2.40. Please call for out of hours pricing and booking
Group size	Max 30 per tour (split into groups of 10)
Availability	Tours available daily (out of hours: by arrangement)
Duration	30 minutes

★ What's up in the Attic?

Once the humble servants' quarters, the unrestored attics of the Treasurer's House provide an atmospheric reminder of their former glory. These amazing rooms resonate with echoes of the past and stories of a way of life all but forgotten. See a different side of this impressive house and enjoy incredible uninterrupted views of York Minster and the city itself.

Tour cost	£3.30. Min charge per group £26 (out of hours: on request)
Group size	Staggered/combination tours available. Out of hours, max 32 per tour (split into groups of 8)
Availability	2 to 30 November: daily (excludes Friday) between 11 and 2 (out of hours: by arrangement)
Duration	45 minutes



Wallington

Morpeth, Northumberland

Dating from 1688, Wallington is an impressive but friendly house with a magnificent interior and fine collections. The remarkable Pre-Raphaelite central hall was decorated to look like an Italian courtyard and features a series of paintings of Northumbrian history by William Bell Scott. The formality of the house is offset by the tranquil beauty of the surrounding landscape with lawns, lakes, parkland, woodland and a beautiful walled garden with a charming conservatory.

Garden best in April–September 



Contact

Sylvia Herrick, Administration Assistant
T 01670 773600 F 01670 774420
E sylvia.herrick@nationaltrust.org.uk

Location

Wallington, Cambo, Morpeth, Northumberland NE61 4AR. A1 north to Newcastle then 20 miles north-west (A696, airport/Ponteland road), and turn off on B6342 to Cambo. A1 south to Morpeth (A192) then 12 miles west (B6343)

Coaches

Coach and minibus parking near ticket office and 200 yards from house entrance

Visit

Average length of visit: 3 hours 30 minutes.
On-board coach welcome. Introductory talk.
Guided tour. Out of hours tours^f

Catering

Café, self-service, 50 covers. Additional covers and private room may be available upstairs. To book group catering, please contact the café directly. Farm shop kitchen serving sausages and burgers made from meat produced on the Wallington estate. Kiosk in the walled garden serving drinks and snacks

Attractions nearby

Belsay, Cragside, Gibside, Seaton Delaval Hall, Whalton Manor Gardens

£ Group admission

£8.75. Garden and grounds only £6.05

Opening times	M	T	W	T	F	S	S
House							
5 Mar–30 Oct	11–5	S S
House*							
7 Mar–28 Oct	1–5	M	.	W	T	F	.
Walled garden**							
Open all year	10–7	M	T	W	T	F	S S
Gift shop and café							
1 Jan–18 Feb	10:30–4:30	M	T	W	T	F	S S
19 Feb–25 Sep	10:30–5:30	M	T	W	T	F	S S
26 Sep–31 Dec	10:30–4:30	M	T	W	T	F	S S
Farm shop (outside turnstile)							
1 Jan–18 Feb	10:30–4	M	T	W	T	F	S S
19 Feb–25 Sep	10:30–5	M	T	W	T	F	S S
26 Sep–31 Dec	10:30–4	M	T	W	T	F	S S

*House also open 11 to 5 during school holidays, daily except Tuesday (16 April to 2 May, 28 May to 5 June, 23 July to 5 September and 22 to 30 October). Last admission one hour before closing.

**Garden closes 4 in January, February, November and December and 6 in March and October, or dusk if earlier. Gift shop, café and farm shop closed on certain days over Christmas



Access for all: 

House 

Grounds 

Special interest tours

★ A Garden for All Seasons

Take this opportunity to hear it straight from the gardener's mouth on our informative expert's tour of the truly wonderful Wallington garden. Discover how the delightful grounds, including the 18th-century Pleasure Ground and ornamental walled garden, were created and developed, before being given a glimpse of how the garden is managed today, with the help of some fascinating behind-the-scenes insights.

Tour cost	Tours are free, but donations towards the care of Wallington garden are appreciated
Group size	10 – 30
Availability	All year, daily
Duration	1 hour 30 minutes

★ Historical Highlights and Colourful Collections

Enhance your experience of this grand 17th-century country home with a guided tour that takes in the fascinating history of the generations of Blackett and Trevelyan families who made their mark here over the centuries. Be mesmerised by the spectacular Pre-Raphaelite central hall, the magnificent Rococo plasterwork interiors and the colourful collections of ceramics, paintings and needlework that belie the rather restrained and austere Palladian exterior.

Tour cost	£250 per group
Group size	15 – 55. Large groups will be split
Availability	By arrangement subject to normal house opening
Duration	1 hour 30 minutes

If you like this, you may also enjoy...

escaping to another 18th-century landscape garden at Gibside, Tyne and Wear

Washington Old Hall

Washington, Tyne & Wear

This delightful 17th-century manor house incorporates parts of the original medieval home of George Washington's direct ancestors, and it is from here that the family took their name of Washington. In the house there are displays of Washington memorabilia, and authentic oak furniture in 17th-century room settings. The tranquil Jacobean garden, with a lift enabling level access, leads to the Nuttery, making this a gem of a property well-worth a visit.

Quick stop 

Garden best in April-August 

Contact

Kate Gardner, House Manager
T 01914 166879 F 01914 192065
E washingtonoldhall@nationaltrust.org.uk

Location

Washington Old Hall, The Avenue, Washington Village, Washington, Tyne & Wear NE38 7LE. 7 miles south of Newcastle, 5 miles from The Angel of the North. From A1 exit junction 64 stay in lane and continue on and straight over Princess Anne Interchange roundabout. Take your next left at Biddick Lane roundabout and continue on until you pick up brown signs. From A19 and any other route head for Washington then join the A1231: stay on this road until you pick up brown signs to Washington Old Hall

Coaches

No coach parking. Nearest parking:
The Avenue, next to main gate of property

Visit

Average length of visit: 2 hours. Guided tour only. On-board coach welcome. Introductory talk then wander the house and gardens at your own pace

Catering

Tea-room, assisted service on first floor serving light refreshments (run by Friends of Washington Old Hall). Out of hours catering available

Attractions nearby

Angel of the North, Gibside, National Glass Centre, Ormesby Hall, Souter Lighthouse and The Leas, Sunderland Museum and Winter Gardens, Washington Wildfowl and Wetlands Trust

£ Group admission

£4.50 (groups 10+)

Opening times		M	T	W	T	F	S	S
House								
13 Mar-30 Oct	11-5	M	T	W	.	.	.	S
Gardens								
13 Mar-30 Oct	10-5	M	T	W	.	.	.	S

Open Good Friday and Easter Saturday



Access for all:      

Building       Grounds      



If you like this, you may also enjoy...

the intimate Pennyman family home at Ormesby Hall or a coastal contrast at Souter Lighthouse

Yorkshire and the North East

Places with limited availability for groups

Allen Banks and Staward Gorge

Hexham, Northumberland

Extensive area of wooded gorge and river scenery with many miles of waymarked walks through ornamental and ancient woodland.

Contact

Andrew Poad, Property Manager
T 01434 344218
E allenbanks@nationaltrust.org.uk
A Estate Office, Bardon Mill, Hexham, Northumberland NE47 7BU



Access for all:  

Grounds  

George Stephenson's Birthplace

Wylam, Northumberland

Small stone tenement, built 1760 to accommodate mining families. Birthplace of George Stephenson, world-famous railway engineer. Room staffed by guides dressed in Victorian costume.

Note: maximum 1 group per day. There is a small tea-room serving light refreshments which can be booked in advance

Contact

Joy Stephenson, Custodian
T 01661 853457
E georgestephensons@nationaltrust.org.uk
A Wylam, Northumberland NE41 8BP



Access for all:      

Building 

Hardcastle Crags

near Hebden Bridge, West Yorkshire

Over 400 acres of unspoilt woodland with circular walks. At its heart is Gibson Mill, the National Trust's flagship sustainable building.

Note: tours, exhibitions and displays plus a café and toilets available at Gibson Mill, one mile walk from car park through woodland. Narrow access roads mean that the property cannot be reached directly by coaches

Contact

Estate Office
T 01422 844518
E hardcastlecrags@nationaltrust.org.uk
A Hollin Hall, Crimsworth Dean, Hebden Bridge, West Yorkshire HX7 7AP



Access for all:        


Building   Grounds 

Special interest tours

★ From Industry and Leisure to award-winning Sustainable Technology

An interesting tour that offers an in-depth look at the development of Gibson Mill from cotton mill to entertainment emporium and subsequent reinvention as a sustainable visitor attraction. Discover how harnessing the natural environment, reusing existing technologies and incorporating new ones are all brought together harmoniously in this lovely listed building and heritage setting.

Tour cost	£5.50
Group size	Max 40 (large groups will be split)
Availability	Year round
Duration	2 hours (plus additional 30 minutes each way to walk between car park and mill)



Middlethorpe Hall Hotel, Restaurant & Spa

York, North Yorkshire

Built in 1699, this William and Mary house is set in eight hectares of walled gardens and parkland, next to York Racecourse. Once the home of diarist Lady Mary Wortley Montagu.

Note: we welcome groups and coach parties to use the accommodation, (27 bedrooms in the hotel, 2 self-catering cottage suites in the grounds) restaurant and gardens – an excellent stop for traditional afternoon tea. Please book with the hotel direct – prices are subject to availability and group size

Contact

T 01904 641241 F 01904 620176
E info@middlethorpe.com
A Bishopthorpe Road, York YO23 2GB
www.middlethorpe.com



Seaton Delaval Hall

Seaton Sluice, Northumberland

Seaton Delaval Hall is a great English Baroque villa designed by Sir John Vanbrugh for Admiral George Delaval. Formal gardens with colourful borders.

Note: groups by appointment for tours only on Tuesdays, Wednesdays and Thursdays. Sorry cannot be accepted during normal opening hours due to parking problems

Contact

Property Administrator
T 01912 379100
E seatondelavalhall@nationaltrust.org.uk
A The Avenue, Seaton Sluice,
Northumberland NE26 4QR



Access for all:

Central Hall Stables Garden





National
Trust

If you require this information in
alternative formats, please telephone
+44 (0) 844 800 2329* or email
traveltrade@nationaltrust.org.uk

*Calls provided by BT will be charged at 5 pence per minute.
A call set-up fee of 8 pence per call applies to calls from
residential lines. Mobile and other providers' costs may vary

Every effort has been made to ensure accuracy at the time of
going to press, September 2010, but changes may occur to site
information over the duration of this guide

© National Trust 2010
Registered charity no. 205846

Editors: Emma Thomas/Julia Horne/Dee Maple
Design: Shorthose Russell
Database: Roger Shapland/Dave Buchanan
Print: Beacon Press
Cover © NTPL/Andrew Butler. © NTPL/Matthew Antrobus, Mark
Bolton, Andrew Butler, Joe Cornish, Andreas von Einsiedel, Mark
Fiennes, Simon Fraser, Dennis Gilbert, John Hammond, Andrea Jones,
Nadia Mackenzie, Nick Meers, Robert Morris, Stephen Robson, Arnhel
de Serra and Mark Sunderland. Other photographers: © National Trust,
Kippa Matthews and David Watson

Printed on Cocoon Silk, manufactured from 100% recycled paper